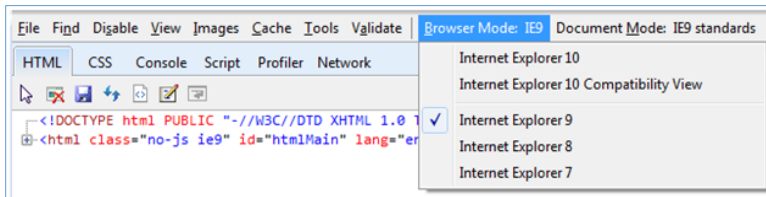


## Browser Compatibility

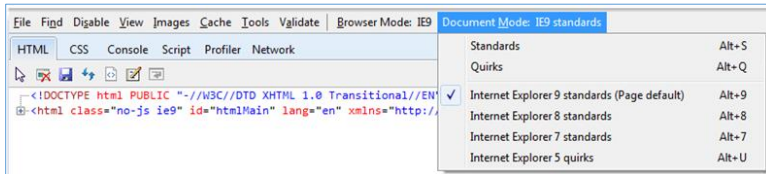
**NOTE** For best results, use Internet Explorer version 9 for DiConnect Lite. Follow the steps below to configure your web browser to be compatible with Internet Explorer 9.

### Change IE 10 to IE 9

Press **F12**. On the lower menu bar, click **Browser Mode**, and then select **Internet Explorer 9**.

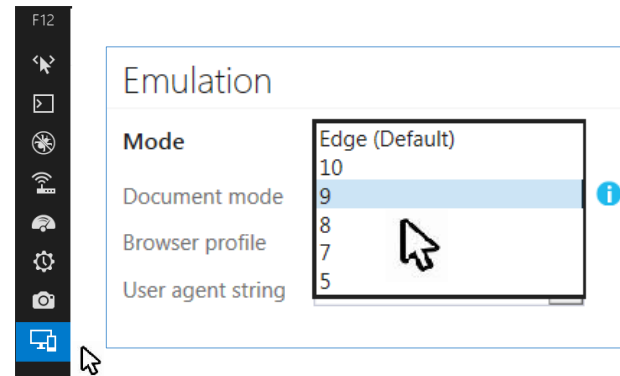


Next, click **Document Mode** on the menu bar, and then select **Internet Explorer 9 standards**.



### Change IE 11 to IE 9

Press **F12**. On the left-navigation pane, click the **Emulation** icon. In the **Document mode** list, click **9**.



In the **User agent string** list, click **Internet Explorer 9**.

